

Hands on desks | ConSet



ConSet | Hands on desks

About ConSet and ergonomics

Thank you for reading our catalogue.

Scandinavian ConSet is a manufacturer of electric height-adjustable desks. The justification for the products is that they contribute to efficiency, health and comfort in the workplace. It is a fact, and the desks cannot be categorized as a gimmick or a toy. It's a professional justification, that we take seriously, and it is the foundation of ConSet.

The first Conset table was delivered in the year 2000 and ConSet is among the pioneers of the product type. That's many years of product developments and production improvements! We meet some of the first tables if a spare part is needed. It is a pleasure that existing practice fit today's expectations.

The new catalog program has been changed by the fact that smaller tables are available in larger selections, and paradoxically, it also applies to larger ones that are suitable for many screens. Many tables are the same, but that does not mean that there is no development and improvement on these. Quality is in the details and not in the headlines. Continuity is a factor in reorders, and Conset recognizes that.

There is a lot of information and product models in the catalog and the products are similar, but the products all have their unique qualities to suit the needs of the offices and, most importantly, people. Especially the best sitting or standing height can be a challenge.

Find your desk height

Scan the QR-code and find the perfect desk to match your height and needs. The ConSet Height Calculator calculates the ideal sitting and standing height based on gender, how tall a person is and the height of their preferred footwear.

The tool can also accommodate shared offices - it uses the height of the tallest and shortest colleague to give the best desk recommendation that can meet the needs of everyone in the office.



Check out the tool now!



Adapting to the future

ConSet was established in 1999 and would also like to be a participant in the future. The green transition is a reality, and manufacturers have a responsibility.

As an engineer-driven company, our choices are made rationally, and we needed quantitative information to actively drive the green transition in our operations. For too long we have been pushed by development - after all, everyone knows it is much more fun to pull yourself.

Therefore:

ConSet has performed a Life Cycle Assessment (LCA). The work has been carried out by external consultants and TÜV has conducted critical third party review. The standard basis is: EN 14040, EN 14044 and EN 14071.

ConSet: design, develop, specify materials and choose processes for everything in our products, all we must do is get started and use the tools. We have it in our own hands, and it can be measured and weighed.

The analysis includes all the way the environment is affected by a product ranging from raw material to landfill/recycling.

Nothing is unimportant, but greenhouse gases (CO₂) overshadows everything. We share information about emissions caused by our products on the website. Perfection is an illusion.

Quality, delivery and price still exist, but inside all priorities is now also how a product affects emissions and a concrete number is easier than a lot of words.



Scan the QR code and read more about the results from LCA.



ConSet | Hands on desks

501-37


501-37

A Recognized Specialty

The 501-37 tables are special. The height travel is from 57 to 122cm. It suits users who are too short to fit in the standard for office furniture, and yes, of course, children too.

The tables fit people from 144 cm in height both seated and standing. The frame can be used with tabletops down to a depth of 60cm. The low height also means that the desk is great to be used with wheels, as it does not become too high for sitting with wheels fitted.

The table is available with 3 columns, either for L configurations or a multi-screen setup. Professional-use areas also show that the table is of well-tested quality.



ConSet | Hands on desks 501-37



ConSet | Hands on desks

501-43

501-43

More Furniture than Inventory

A table series that is available both as a regular desk and as a large corner table.

The height travel is 68 cm and it moves from 62 to 130cm.

The tables in the series can lift 100kg.


The desk delivers more than the standard requires on both travel and load capacity. There are 60 color/size combinations, and the desk is available in both 2 and 3 leg configurations.

The foot has a unique and thorough design that contributes to moving the visual expression from fixture to furniture.

The design has been around for some years and it just gets better.

The series is is the second most expensive in our program.

Design and performance cost a little more, but the value is there.



ConSet | Hands on desks

501-43



ConSet | Hands on desks

501-20





ConSet | Hands on desks

501-20

501-20

Nothing Unnecessary



A desk that does what it should.
The first from ConSet with completely slim
profiles, and yes, very stable.
The material consumption is minimized and only
materials that are or can be recycled are selected.

It benefits on CO2 emissions and for the same reason,
transport and packaging have been developed with CO2 in mind.
There is nothing superfluous.

Ergonomics is important but must be incorporated into the greater
environmental reality.
A new natural component in Nordic minimalism.



ConSet | Hands on desks

501-9



501-9

Small but Mighty


Sometimes the smallest product can prove to be the biggest challenge.

At ConSet we made our first small height adjustable pedestal table in 1999, and we quickly came to understand that there is a difficult compromise when making a slim 1-column desk that still feels robust.

With the 501-9 we have found the perfect balance between the two.

The desk can be wall-mounted or have a foot. Both variations use the same column.

The variant on a foot can advantageously be combined with wheels or a battery so your ergonomic working position can be moved not just up or down, but from room to room.



ConSet | Hands on desks

501-9



ConSet | Hands on desks

501-33

A Solid Compromise

The difference between the tallest and shortest person in the world is great.

Ideally the same desk could fit everyone both sitting and standing. Technically it can be solved, but the solution would require an overconsumption of both materials and funds, so practical thinking is required.


We are all familiar with the 80/20 rule, it is the one expressed in EN 527-1, TYPE D.

The standard defines the dimensions of a sit/stand desk suitable for 80% of the adult European population.

The series 501-33 has these dimensions.

The 501-33 is a table for professionals who also have a 80/20 mindset. It is quickly assembled because it is produced in 3 large modules, is simple in function and operation.

The table will quickly become part of everyday life and will last for many years. As a total consideration, the 501-33 may be the cheapest of the series.





501-19

Stand-alone or grouping tables

501-19 Center (A)

- Sturdy and compact with a symmetrical design that allows access from all sides. Add the optional 75 mm heavy duty locking casters and rechargeable battery and you have complete mobility without any wires.

501-19 Basic (B)



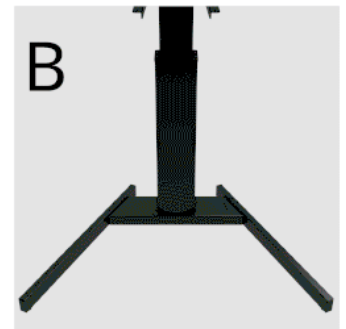

- The variation is excellent for grouping tables together. With 80 kg as the maximum load it can be used with a variety of tabletops. Add castors and a rechargeable battery for additional flexibility.

501-19 Design (C)

- A Unique style to this series with an attractive crescent shaped base, and well suited to be arranged in groups.

501-19 Corner (D)

- A triangle base, suited for corner placement. A wheel is fitted on the back corner, so the desk is mobile, all one needs to do is lift the front of the tabletop and pull.



ConSet | Hands on desks

501-23



501-23

Distinctive and strong

More material, more strength. The 501-23 is a powerful, unyielding desk, that can lift 175 kg. The design is straight-forward and its center columns ensures maximum leg-room while keeping appearance of the desk as light as possible.

The options to configure the desk are endless:

- Wall hung, with the option to synchronize up to 3 columns at once
- 3 legs in an L-shape, it has a lot of tabletop space!
- 3-legs in a straight line, great for a meeting room desk
- Standard 2 leg frame solution, simple and popular.

A well-constructed desk that can do, almost, anything.



ConSet | Hands on desks

501-47

501-47

Standing meetings are an option!

501-47 is a base specially developed for meeting tables. Standing or partial standing meetings can provide a different dynamic and a more flexible relationship to the number of "seats".

The base can be supplied with 2 or 3 legs, and for both types there is a fixed lengthwise connection. Which provides stability independent of the tops. Lengths between 112 and 342cm.

A battery can be purchased to avoid interfering wires and cable routing can also be purchased.

The lifting capacity is 150kg.

The model with 2 legs can also be used as a regular desk.

For this base worktops are not offered.



ConSet | Hands on desks

501-88





ConSet | Hands on desks

501-88

501-88

Functionality and structure design

Bench or double tables are perfect for offices with focus on teamwork and close daily cooperation. Workers can still set their own desk height, but feel part of the team with a bench desk setup. If needed a privacy screen can be put between the desks.

The concept has 3 advantages

With this desk set-up cleaning under desks is very easy and the desks never have to be moved around to access the floor under the desks.
Less time spent cleaning an office is always a plus.

Cable management is simple, and all cables can be distributed from the center cable tray to different workstations. And most importantly, kept off the floor.


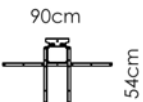

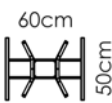

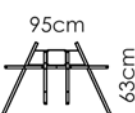






It is easier to maintain the aesthetic lines of a room. Many tables with many heights can make a room seem cluttered. This is minimized with double tables and the effect is enhanced with the use of separation screens.



ConSet | Hands on desks

Frames




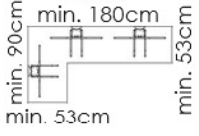





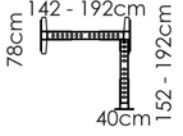


List prices in EUR, excl. VAT and freight

Product photo * featured image	Dimensional drawing * featured image	Item no.	CO2e (kg)	Color	Frame height min/max (cm) incl. tabletop	Max. speed (mm/sec.)	Maximum load (kg)	Price (€)
		501-19 7SW 501-19 7BW *	88 88	Silver Black	68-120	28	80	411
		501-19 7S060 501-19 7B060 *	103 103	Silver Black	68-120	28	80	519
		501-19 7S095 501-19 7B095 *	106 106	Silver Black	68-120	28	80	519
		501-19 7S117 501-19 7B117 *	88 88	Silver Black	68-120	28	80	519
		501-19 7S120 501-19 7B120 *	122 122	Silver Black	68-120	28	80	519
		501-20 7W072 501-20 7W092 501-20 7W112 501-20 7W129 501-20 7W152 501-20 7W172 501-20 7B072 501-20 7B092 501-20 7B112 501-20 7B129 501-20 7B152 501-20 7B172 *	74 76 78 79 82 83 74 76 78 79 82 83	White White White White White White Black Black Black Black Black Black	68-119	35	60	272 274 274 288 290 294 272 272 274 288 290 294

ConSet | Hands on desks

Frames


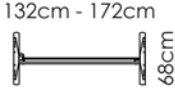





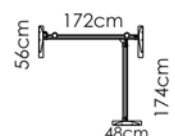
List prices in EUR, excl. VAT and freight

Product photo * featured image	Dimensional drawing * featured image	Item no.	CO2e (kg)	Color	Frame height min/max (cm) incl. tabletop	Max. speed (mm/sec.)	Maximum load (kg)	Price (€)
		501-20 7W112-152	83	White	68-119	35	60	320
		501-20 7W132-172	84	White				323
		501-20 7B112-152	83	Black				320
		501-20 7B132-172 *	84	Black				323
		501-23 7SW2	175	Silver	68-120	22	175	802
		501-23 7SW3	258	Silver				1162
		501-23 7BW2	175	Black				802
		501-23 7BW3 *	258	Black				1162
		501-23 7S200	207	Silver	68-120	22	175	913
		501-23 7B200 *	207	Black				
		501-23 7S400K	318	Silver	68-120	22	175	1401
		501-23 7B400K *	318	Black				
		501-23 7S190-190A	292	Silver	68-120	22	175	1338
		501-23 7B190-190A *	292	Black				
		501-33 7W072	81	White	68-118	25	80	380
		501-33 7W092	83	White				382
		501-33 7W112	85	White				382
		501-33 7W129	86	White				396
		501-33 7W152	89	White				398
		501-33 7W172	90	White				402
		501-33 7S072	81	Silver				380
		501-33 7S092	83	Silver				380
		501-33 7S112	85	Silver				382
		501-33 7S129	86	Silver				396
		501-33 7S152	89	Silver				398
		501-33 7S172	90	Silver				402
		501-33 7B072	81	Black				380
		501-33 7B092	83	Black				382
		501-33 7B112	85	Black				382
		501-33 7B129	86	Black				396
		501-33 7B152	89	Black				398
		501-33 7B172 *	90	Black				402

ConSet | Hands on desks

Frames

List prices in EUR, excl. VAT and freight

Product photo * featured image	Dimensional drawing * featured image	Item no.	CO2e (kg)	Color	Frame height min/max (cm) incl. tabletop	Max. speed (mm/sec.)	Maximum load (kg)	Price (€)
		501-33 7W112-152	90	White	68-118	25	80	428
		501-33 7W132-172	91	White				431
		501-33 7S112-152	90	Silver				428
		501-33 7S132-172	91	Silver				431
		501-33 7B112-152	90	Black				428
		501-33 7B132-172 *	91	Black				431
		501-37 7W072	93	White	57-122	32	100	400
		501-37 7W092	95	White				402
		501-37 7W112	97	White				416
		501-37 7W129	98	White				418
		501-37 7W152	101	White				422
		501-37 7W172	102	White				400
		501-37 7S072	93	Silver				402
		501-37 7S092	95	Silver				416
		501-37 7S112	97	Silver				418
		501-37 7S129	98	Silver				422
		501-37 7S152	101	Silver				400
		501-37 7S172	102	Silver				402
		501-37 7B072	93	Black				416
		501-37 7B092	95	Black				418
		501-37 7B112	97	Black				422
		501-37 7W112-152	102	White	57-122	32	100	448
		501-37 7W132-172	103	White				451
		501-37 7S112-152	102	Silver				448
		501-37 7S132-172	103	Silver				451
		501-37 7B112-152	102	Black				448
		501-37 7B132-172 *	103	Black				451
		501-37 7W142-142A	168	White	57-122	32	100	645
		501-37 7W152-114A	167	White				643
		501-37 7W152-154A	174	White				691
		501-37 7W172-114A	168	White				643
		501-37 7W172-144A	170	White				645
		501-37 7W172-174A	170	White				660
		501-37 7S142-142A	168	Silver				645
		501-37 7S152-114A	167	Silver				643
		501-37 7S152-154A	174	Silver				691
		501-37 7S172-114A	168	Silver				643
		501-37 7S172-144A	170	Silver				645
		501-37 7S172-174A	170	Silver				660
		501-37 7B142-142A	168	Black				645
		501-37 7B152-114A	167	Black				643
		501-37 7B152-154A	174	Black				691
		501-37 7B172-114A	168	Black				643
		501-37 7B172-144A	170	Black				645
		501-37 7B172-174A *	170	Black				660

ConSet | Hands on desks

Frames


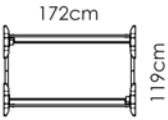

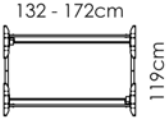



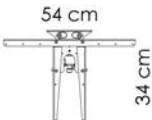
List prices in EUR, excl. VAT and freight

Product photo * featured image	Dimensional drawing * featured image	Item no.	CO2e (kg)	Color	Frame height min/max (cm) incl. tabletop	Max. speed (mm/sec.)	Maximum load (kg)	Price (€)
		501-37 7W112-091C	154	White	57-122	32	100	665
		501-37 7W152-091C	156	White				
		501-37 7S112-091C	154	Silver				
		501-37 7S152-091C	156	Silver				
		501-37 7B112-091C	154	Black				
		501-37 7B152-091C *	156	Black				
		501-43 7W092	91	White	62-130	32	100	421
		501-43 7W112	93	White				423
		501-43 7W129	94	White				437
		501-43 7W152	97	White				439
		501-43 7W172	98	White				443
		501-43 7S092	91	Silver				421
		501-43 7S112	93	Silver				423
		501-43 7S129	94	Silver				437
		501-43 7S152	97	Silver				439
		501-43 7S172	98	Silver				443
		501-43 7B092	91	Black				421
		501-43 7B112	93	Black				423
		501-43 7B129	94	Black				437
		501-43 7B152	97	Black				439
		501-43 7B172 *	98	Black				443
		501-43 7W112-152	98	White	62-130	32	100	469
		501-43 7W132-172	99	White				472
		501-43 7S112-152	98	Silver				469
		501-43 7S132-172	99	Silver				472
		501-43 7B112-152	98	Black				469
		501-43 7B132-172 *	99	Black				472
		501-43 7W152-111A	166	White	62-130	32	100	673
		501-43 7W152-151A	173	White				721
		501-43 7W172-111A	167	White				673
		501-43 7W172-171A	174	White				721
		501-43 7S152-111A	166	Silver				673
		501-43 7S152-151A	173	Silver				721
		501-43 7S172-111A	167	Silver				673
		501-43 7S172-171A	174	Silver				721
		501-43 7B152-111A	166	Black				673
		501-43 7B152-151A	173	Black				721
		501-43 7B172-111A	167	Black				673
		501-43 7B172-171A *	174	Black				721
		501-47 7W112	90	White	68-118		150	501
		501-47 7W129	91	White				515
		501-47 7W152	94	White				517
		501-47 7W172	95	White				521
		501-47 7W222	165	White				748
		501-47 7W302	173	White				780
		501-47 7W342	175	White				788
		501-47 7C112	90	Chrome				650
		501-47 7C129	91	Chrome				664
		501-47 7C152	94	Chrome				666
		501-47 7C172	95	Chrome				670
		501-47 7C222	165	Chrome				971
		501-47 7C302	173	Chrome				1003
		501-47 7C342	175	Chrome				1011
		501-47 7B112	90	Black				501
		501-47 7B129	91	Black				515
		501-47 7B152	94	Black				517
		501-47 7B172	95	Black				521
		501-47 7B222	165	Black				748
		501-47 7B302	173	Black				780
		501-47 7B342 *	175	Black				788


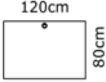

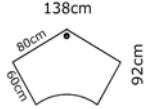

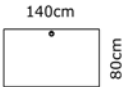

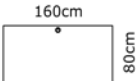
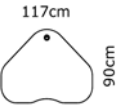
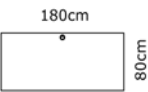
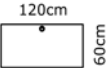
ConSet | Hands on desks

Frames

List prices in EUR, excl. VAT and freight










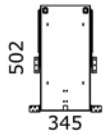

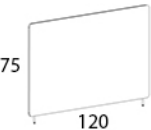

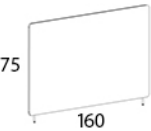

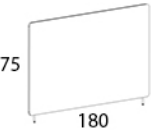

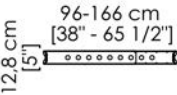
Product photo * featured image	Dimensional drawing * featured image	Item no.	CO2e (kg)	Color	Frame height min/max (cm) incl. tabletop	Max. speed (mm/sec.)	Maximum load (kg)	Price (€)
		501-88 7W092	201	White	65-125	32	100	826
		501-88 7W112	205	White				830
		501-88 7W129	207	White				858
		501-88 7W152	213	White				862
		501-88 7W172	215	White				870
		501-88 7S092	201	Silver				826
		501-88 7S112	205	Silver				830
		501-88 7S129	207	Silver				858
		501-88 7S152	213	Silver				862
		501-88 7S172	215	Silver				870
		501-88 7B092	201	Black				826
		501-88 7B112	205	Black				830
		501-88 7B129	207	Black				858
		501-88 7B152	213	Black				862
		501-88 7B172 *	215	Black				870
		501-88 7W112-152	215	White	65-125	32	100	922
		501-88 7W132-172	217	White				928
		501-88 7S112-152	215	Silver				922
		501-88 7S132-172	217	Silver				928
		501-88 7B112-152	215	Black				922
		501-88 7B132-172 *	217	Black				928
		501-9 7W080 *	90	White	72-120	35	30	309
		501-9 7WW01 *	53	White	72-120	35	30	235

List prices in EUR, excl. VAT and freight

Item no.	CO2e (kg)	Beech mel.	Walnut mel.	White mel.	Item no.	CO2e (kg)	Beech mel.	Walnut mel.	White mel.
080-60S3					120-80S3				
	6	45	45	45		11	54	54	54
080-80S3					138H3				
	7	45	N/A	45		9	78	78	78
100-60S3					140-80S3				
	7	48	48	48		12	59	59	59
100-80S3					160-80S3				
	9	52	52	52		14	65	65	65
117H3					180-80S3				
	9	64	64	64		16	71	71	71
120-60S3									
	8	51	51	51					


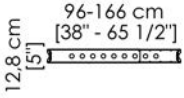

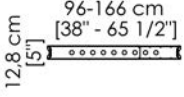

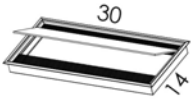




ConSet | Hands on desks

Accessories

Product photo	Dimensional drawing	CO2e (kg)		Item no.	Price (€)
		4	Control panel - programmable	139250	64
		13	CPU-holder, Metal, Black	400-4B	27
		13	CPU-holder, Metal, Silver	400-4S	27
		3	Castor set, 501-19	501-19 HXXX	25
		2	501-19 Tilt device - whole top tilt	501-19 V-HEL	85
		3	Screen 1200x750, grey	501-XX AG120	97
		4	Screen 1600x750, grey	501-XX AG160	138
		5	Screen 1800x750, grey	501-XX AG180	157
		17	Universal cable-tray, Black	501-XX CB096-166	28

ConSet | Hands on desks

Accessories

Product photo	Dimensional drawing	CO2e (kg)		Item no.	Price (€)
		17	Universal cable-tray, Silver	501-XX CS096-166	28
		17	Universal cable-tray, White	501-XX CW096-166	28
			Grommet, 300x140	501-XX GRO	22
		5	Wheel set, 501-37	501-XX HXX1	38
		4	Wheel set, 501-33	501-XX HXXX	37
		20	Battery pack	BAT-24-1,7	157

STRENGTH AND STABILITY

Stability means everything when you're choosing a desk. Every height adjustable desk from ConSet is made with quality materials and meet both EU and Danish working-environment demands for a flexible and ergonomic workplace.

A height adjustable desk must work everyday and be easy to use for everyone. You can place your office equipment anywhere on a ConSet desk, and it will lift evenly and safely, even if the load is not loaded evenly. This unbeatable dependability is due to ConSet's one-motor-system. The operation is simple, no unnecessary complexity, just push the arrows for up or down on the user panel.

The total load on the desk frame must always be within the maximum working load that is specified for each ConSet product.

ONE MOTOR THAT DOES IT ALL

The one motor system and the simple mechanics that surround it, is the heart of a ConSet height adjustable desk. It ensures calm and gentle movements when you wish to move the table up or down and it ensures that the tabletop is always evenly adjusted.

- Real mechanics
- Real lifting capacity
- Less use of electronics
- Improved product lifetime

WORKING ENVIRONMENT

A ConSet desk will improve ergonomics for its users – and hopefully improve job satisfaction.

All ConSet tabletops are low emission E0(EN 717-1), so the formaldehyde emission is as small as possible, and poses no risk at all to users of the desk.

ConSet desks also have Clean Air GOLD certification.

CLIMATE CONCOIOUSNESS

At ConSet we know it is important to minimize environmental impacts. We want to take responsibility for ensuring that our products are made respecting the environment. We do this in several ways:

- Life cycle assessment (LCA), in accordance with EN14040, EN14044 and EN14071 as a tool for targeted qualified improvements.
- CO2 emission calculations on all models.
- All electronic equipment meets RoHS framework for the reduction of hazardous substances in electronics.
- Through Elretur(Denmark) we ensure that electronic waste is managed environmentally through WEEE directive.
- The EUTR(EU timber regulation) is the law of the EU and will later be replaced by EUDR. ConSet wood products that are not imported, exported to the EU are not treated differently.

CE-MARKING AND PRODUCT APPROVALS

All ConSet height adjustable desk frames are CE marked in collaboration with the Technological institute in Denmark. CE-marking ensures that the producer has considered all security risks.

- EN 527-1/2: Dimensions / mechanical safety requirements methods of test for the determination of Stability and strength of the structure.
- DS/EN 12720-21-22: Furniture assessment of surface resistance to cold liquids wet and dry heats.

ConSet - A BRAND FROM SCANDINAVIA

ConSet was founded in 2000 in Denmark (Scandinavia) with the basic philosophy that ergonomics should not be expensive. We began to develop and manufacture high quality, electric height adjustable desk and made them affordable so more people could experience the benefits of sit-stand desks. The company has succeeded well and now has distribution and subsidiaries throughout the world.



Frames

Black (RAL 9004)



Silver (RAL 9006)



White (RAL 9016)



Chrome



Tops


Beech melamine



Walnut melamine



White melamine



ConSet | Hands on desks

Combination Chart

Frames	Tops	080-60S3	080-80S3	100-60S3	100-80S3	117H3	120-60S3	120-80S3	138H3	140-80S3	160-80S3	180-80S3	160-80S3 + 080-60S3	180-80S3 + 100-60S3				
501-19 7X060		•		•														
501-19 7X095					•	•		•	•									
501-19 7X117				•	•	•	•		•									
501-19 7X120						•	•	•	•									
501-20 7X072			•															
501-20 7X092					•													
501-20 7X112								•										
501-20 7X129										•								
501-20 7X152											•							
501-20 7X172												•						
501-23 7X190-190A													•	•				
501-23 7X200										•	•	•						
501-33 7X092					•													
501-33 7X112								•										
501-33 7X129										•								
501-33 7X152											•							
501-33 7X172												•						
501-37 7X072		•																
501-37 7X092				•														
501-37 7X112							•											
501-37 7X152-154A													•					
501-37 7X172-174A														•				
501-43 7X092					•													
501-43 7X112								•										
501-43 7X129										•								
501-43 7X152											•							
501-43 7X152-151A													•					
501-43 7X172												•						
501-43 7X172-171A														•				
501-47 7X112								•										
501-47 7X129										•								
501-47 7X152											•							
501-47 7X172												•						
501-88 7X112							•	•										
501-88 7X152											•							
501-88 7X172												•						
501-9 7X080		•		•	•	•			•									
501-9 7XW01		•																



ConSet A/S
Industrivej 23
6900 Skjern
Denmark

Phone: +45 9680 0080
conset@conset.com
www.conset.eu

ConSet