

Electric height adjustable frames | ConSet Nordic



ConSet

Electric height adjustable frames

501-33



501-33

Versatile and stylish

An elegant and stylish desk designed with a single telescopic open frame. The square columns gives this desk a modern look, which makes it suitable for all kinds of office environments. The 501-33 is available in 3 different colors. Quick and easy to assemble - It's that easy!

Electric height adjustable frames

501-33



Electric height adjustable frames

501-43



Electric height adjustable frames

501-43



501-43

Modern design and stylish

The 501-43 is a 2 or 3 column desk with a sophisticated look, an open double telescope frame structure and a clean cut. You can recognize the 501-43 by its square column and slender foot design. It is available in 3 different colors. Add the third column and you get a desk, which offers plenty of space for all kinds of job functions. The robust frame makes the 501-43 a strong and durable desk for any office environment.

Electric height adjustable frames

501-49



501-49

A minimalistic and elegant look

An elegant desk with 2 columns designed in a minimalistic look, which will complement any office environment. The round columns are designed with a double telescopic mechanism which allows more overlap between the tubes, resulting in improved travel and stability. The 501-49 is easy to assemble and offers an impressive timeless design.

Electric height adjustable frames

501-49



Electric height adjustable frames 501-88



501-88

Functionality and modern design

The bench 501-88 is very suitable for large office environments and the design makes it easy to separate the desks from each other with a partition screen. Minimize cable clutter and mount a cable tray, which also makes cleaning a lot easier. 501-88 is a functional, robust and durable desk for all purposes.

Electric height adjustable frames 501-88



Electric height adjustable frames

501-19



501-19

Stand-alone or grouping tables

- 501-19 Center is sturdy and compact with a symmetrical design that allows access from all sides. Add the optional 75 mm heavy duty locking casters and rechargeable battery and you have complete mobility without any wires.
- 501-19 Basic is excellent for grouping tables together. With 80 kg as maximum load it can be used with a variety of tabletops. Add casters and a rechargeable battery for additional flexibility.
- 501-19 Design lends unique style to this series with an attractive crescent shaped base, and well suited to be arranged in groups.

Electric height adjustable frames *501-19*



Electric height adjustable frames

501-7

501-7

Classic

As experts in the field of single-column height adjustable desks, we must admit that we are quite proud of this series. 501-7 is a small computer desk with many uses. An excellent electric height adjustable at possibly the lowest price on the market is the ConSet reality. Built-in locking casters provide a mobile desk frame that can be used as a stand-alone unit or for group setups. The max load of 50 kg allows the frame to be used with a variety of top designs.



Electric height adjustable frames **501-7**


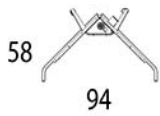

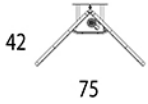


Electric height adjustable frames

Frames


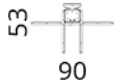






501-7 - technical specifications

Page 12-13

Product photo * featured image	Dimensional drawing * featured image	Item no.	Color	Frame height min/max (cm) incl. tabletop	Max. speed (mm/sec.)	Maximum load (kg)
		501-7 7S 501-7 7B *	Silver Black	68-120	25	50
		501-7 7SW 501-7 7BW *	Silver Black	68-120	25	50

501-19 - technical specifications

Page 10-11




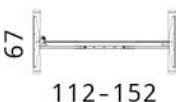
Product photo * featured image	Dimensional drawing * featured image	Item no.	Color	Frame height min/max (cm) incl. tabletop	Max. speed (mm/sec.)	Maximum load (kg)
		501-19 7SW 501-19 7BW *	Silver Black	68-120	28	80
		501-19 7S060 501-19 7B060 *	Silver Black	68-120	28	80
		501-19 7S095 501-19 7B095 *	Silver Black	68-120	28	80
		501-19 7S120 501-19 7B120 *	Silver Black	68-120	28	80

Electric height adjustable frames

Frames






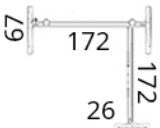
501-33 - technical specifications

Page 2-3

Product photo * featured image	Dimensional drawing * featured image	Item no.	Color	Frame height min/max (cm) incl. tabletop	Max. speed (mm/sec.)	Maximum load (kg)
		501-33 7W092	White	68-118	25	80
		501-33 7W112	White			
		501-33 7W129	White			
		501-33 7W152	White			
		501-33 7W172	White			
		501-33 7S092	Silver			
		501-33 7S112	Silver			
		501-33 7S129	Silver			
		501-33 7S152	Silver			
		501-33 7S172	Silver			
		501-33 7B092	Black			
		501-33 7B112	Black			
		501-33 7B129	Black			
		501-33 7B152	Black			
501-33 7B172 *	Black					
		501-33 7W112-152	White	68-118	25	80
		501-33 7S112-152	Silver			
		501-33 7B112-152 *	Black			

501-43 - technical specifications

Page 4-5





Product photo * featured image	Dimensional drawing * featured image	Item no.	Color	Frame height min/max (cm) incl. tabletop	Max. speed (mm/sec.)	Maximum load (kg)
		501-43 7W092	White	65-125	32	100
		501-43 7W112	White			
		501-43 7W129	White			
		501-43 7W152	White			
		501-43 7W172	White			
		501-43 7S092	Silver			
		501-43 7S112	Silver			
		501-43 7S129	Silver			
		501-43 7S152	Silver			
		501-43 7S172	Silver			
		501-43 7B092	Black			
		501-43 7B112	Black			
		501-43 7B129	Black			
		501-43 7B152	Black			
501-43 7B172 *	Black					
		501-43 7W112-152	White	65-125	32	100
		501-43 7S112-152	Silver			
		501-43 7B112-152 *	Black			
		501-43 7W172-172A	White	65-125	32	90
		501-43 7S172-172A	Silver			
		501-43 7B172-172A *	Black			

Electric height adjustable frames

Frames




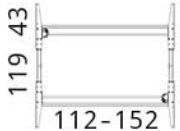
501-49 - technical specifications

Page 6-7

Product photo * featured image	Dimensional drawing * featured image	Item no.	Color	Frame height min/max (cm) incl. tabletop	Max. speed (mm/sec.)	Maximum load (kg)
		501-49 7W092	White	65-125	32	100
		501-49 7W112	White			
		501-49 7W129	White			
		501-49 7W152	White			
		501-49 7W172	White			
		501-49 7S092	Silver			
		501-49 7S112	Silver			
		501-49 7S129	Silver			
		501-49 7S152	Silver			
		501-49 7S172	Silver			
		501-49 7B092	Black			
		501-49 7B112	Black			
		501-49 7B129	Black			
		501-49 7B152	Black			
501-49 7B172 *	Black					
		501-49 7W112-152	White	65-125	32	100
		501-49 7S112-152	Silver			
		501-49 7B112-152 *	Black			




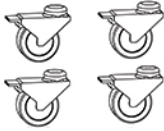



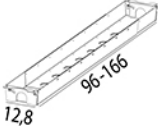

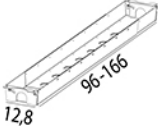

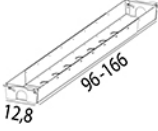


501-88 - technical specifications

Page 8-9

Product photo * featured image	Dimensional drawing * featured image	Item no.	Color	Frame height min/max (cm) incl. tabletop	Max. speed (mm/sec.)	Maximum load (kg)
		501-88 7W092	White	65-125	32	100
		501-88 7W112	White			
		501-88 7W129	White			
		501-88 7W152	White			
		501-88 7W172	White			
		501-88 7S092	Silver			
		501-88 7S112	Silver			
		501-88 7S129	Silver			
		501-88 7S152	Silver			
		501-88 7S172	Silver			
		501-88 7B092	Black			
		501-88 7B112	Black			
		501-88 7B129	Black			
		501-88 7B152	Black			
501-88 7B172 *	Black					
		501-88 7W112-152	White	65-125	32	100
		501-88 7S112-152	Silver			
		501-88 7B112-152 *	Black			

Electric height adjustable frames

Accessories

Product photo	Dimensional drawing		Item no.
		Control panel - programmable	139250
		Castor set, 501-19	501-19 HXXX
	 502 345	501-19 Tilt device - whole top tilt	501-19 V-HEL
	 12,8 96-166	Universal cable-tray, Black	501-XX CB096-166
	 12,8 96-166	Universal cable-tray, Silver	501-XX CS096-166
	 12,8 96-166	Universal cable-tray, White	501-XX CW096-166
		Battery pack, 24VDC/1,7AH	BAT-24-1,7

Electric height adjustable frames

General information

ONE MOTOR THAT DOES IT ALL

Prolonged sitting has become part of everyday life for many office employees. When you're sitting still in front of a computer for hours every day, the risk of injuries increases and it influences your level of energy. A height adjustable desk from ConSet gives you the ability to go from the sitting to the standing position whenever you wish at the push of a button. The technique in and around the motor is the heart of the desk. It ensures calm and gentle movements when you wish to move the table top either up or down and it ensures that the table top is always evenly adjusted.

With ConSet you get a one-motor-desk that does it all.

- Reliable
- High quality
- Great lifting capacity
- High construction strength
- Good prices

STRENGTH & STABILITY

Stability means everything when you're choosing an office desk. Every height adjustable desk from ConSet is made from quality materials and meet both the EU and Danish working environment authority's demands on a flexible and ergonomic workplace. This ensures you a stable and long lasting desk – and greater employee well-being. Unlike many tables that have two motors, a ConSet table withstands an uneven load. This means that you can place your office equipment anywhere on the table top. The total load on the desk frame must always be within the maximum working load that is specified for each ConSet product.

ENVIRONMENT

At ConSet we think it is important to minimize environmental impacts. We want to take responsibility for ensuring that our products are made respecting the environment. We do this in several ways:

- Our wood products are FSC labelled, which is a guarantee that you can buy our tabletops and other wood products in good conscience. FSC criteria prohibits conversion of forests or any other natural habitat.
- All electronic equipment meet RoHS framework for the reduction of hazardous substances in electronics, whereby the environmental impact is minimized.
- Through Elretur (Denmark), we ensure that electronic waste is managed environmentally under the WEEE directive.

CE MARKING & PRODUCT APPROVALS

All ConSet electric height adjustable desk frames are CE marked in collaboration with the Technological Institute in Denmark. CE marking is a requirement for height adjustable desk frames and it allows you to be sure that the producer has been through all aspects of security risks. Furthermore, our power supplies are GS-tested (German standard).

EN 527-1/2/3: Dimensions / Mechanical safety requirements / Methods of Test for the Determination of Stability and Strength of the structure
DS/EN 12720-21-22: Furniture - Assessment of surface resistance to cold liquids, wet and dry heat.

CONSET - A DANISH COMPANY

ConSet was founded in 2000 in Denmark, and our basic philosophy was that ergonomics should not be expensive. We began with the idea to develop and manufacture high quality electric height adjustable desks and to make them affordable so more people could experience the benefits of sit-stand desks. The company has succeeded well and now has distribution and subsidiaries throughout the world.



Frames


Black (RAL 9004)



Silver (RAL 9006)



White (RAL 9016)





ConSet A/S
Industrivej 23
6900 Skjern
Denmark

Phone: +45 9680 0080
conset@conset.com
www.conset.eu

Linda Vang Andersen
+45 2023 1021
la@conset.com

ConSet